

# Medical Importance of Measles

ALEXANDER D. LANGMUIR, M.D., ATLANTA

During the past 40 years the ecological approach to disease has become a basic concept of epidemiology. Among all diseases measles has stood as the classic example of successful parasitism. This self-limiting infection of short duration, moderate severity, and low fatality has maintained a remarkably stable biological balance over the centuries. Those epidemiologists, and there are many, who tend to revere the biological balance have long argued that the ecological equilibrium of measles is solidly based, that it cannot readily be disrupted, and that therefore we must learn to live with this parasite rather than hope to eradicate it. This speaker, not so long ago, was counted among this group and waxed eloquent on this subject in print.<sup>1</sup>

Happily, this era is ending. New and potent tools that promise effective control of measles are at hand. If these tools are properly developed and wisely used, it should be possible to disrupt the biological balance of measles. Its eradication from large continental land masses such as North America and many other parts of the world can be anticipated soon.

The importance of any disease as a public health problem must be gauged from many angles. For example, using mortality as a criterion, heart disease becomes most important. Short-term morbidity makes the common cold rank high. For chronic disability, arthritis and mental disease dominate. For public interest and parental

concern, in spite of relatively low incidence, nothing has equaled poliomyelitis.

According to these criteria, the importance of measles cannot be compared with any of the diseases mentioned so far, but it should still be classed as an important health problem on 2 main counts. First, any parent who has seen his small child suffer even for a few days with persistent fever of 105 F, with hacking cough and delirium, wants to see this prevented, if it can be done safely. Second, at last there is promise that something can be accomplished by organized health action.

As a contribution to this meeting, we at the Communicable Disease Center have brought together some of the basic descriptive statistics concerning measles in the United States. We hope this may serve as a simple frame of reference broadly defining our problem.

Figure 1 presents annual morbidity and mortality for the expanding reporting areas from 1912 to 1959. Note the stability of the morbidity rate and the steady downward trend in the mortality rate. Also, there is the somewhat ominous suggestion of a cessation of this downward trend since 1955 similar to the leveling off of the infant death rates during the past 6 years. The morbidity figures are testament to the stability of the biological balance of measles during the period. The decline in mortality demonstrates the degree to which we have adapted to this balance and have learned to live with this parasite.

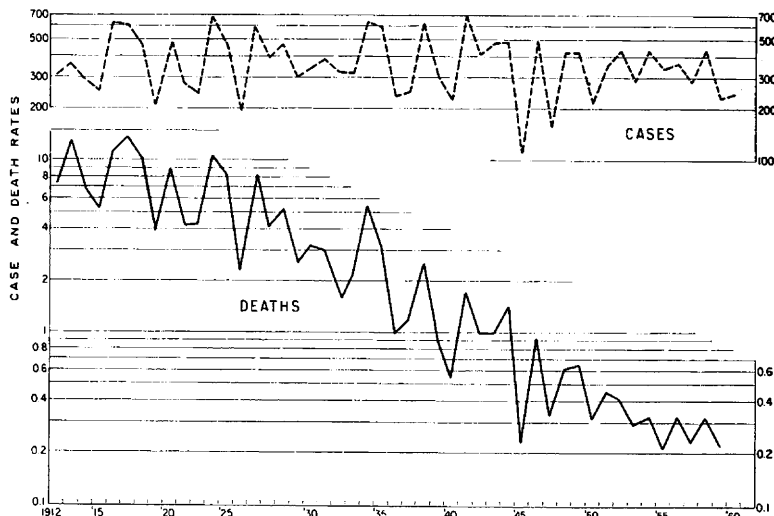
Figure 2 presents the familiar curves of cumulative frequency of a past history of measles by age. Two large studies published by Collins in 1929<sup>2</sup> and 1942<sup>3</sup> are compared with a recent survey conducted by Epidemic Intelligence Service Officers in Atlanta in the summer of 1961.<sup>5</sup> Also shown is the curve of neutralizing antibodies for measles virus reported by Black from New

Alexander D. Langmuir, M.D., Chief, Epidemiology Branch, Communicable Disease Center, Atlanta 22.

From the Communicable Disease Center, Public Health Service, U.S. Department of Health, Education, and Welfare.

Presented at the International Conference on Measles Immunization, National Institutes of Health, Bethesda, Md., Nov. 7-9, 1961.

Fig. 1.—United States measles: reported cases and deaths per 100,000 population, 1912-1959.



Haven in 1959.<sup>4</sup> Note the great similarity of the curves and the high level of 90% or greater reached by age 15 in all of the studies. More than 50% give a history of measles by age 6 years.

These cumulative curves can be converted by relatively simple statistical procedures to estimate age-specific attack rates. These are shown for the Atlanta survey in the upper panel of Figure 3. These estimates correct for under-reporting. Note that the peak incidence falls in the age group 3 to 4 years. This stands in sharp distinction to the 6-year peak usually observed in age distri-

butions of reported cases. Presumably case reporting for school children tends to be better than for preschoolers.

In the central panel of Figure 3 are shown age-specific mortality rates for measles for the 3-year period 1957-1959, the latest national statistics available. The highest mortality occurred in the age group 6 to 11 months, after which it fell progressively; but significant numbers of deaths still are recorded in the 3- to 6-year age group where incidence of cases is highest.

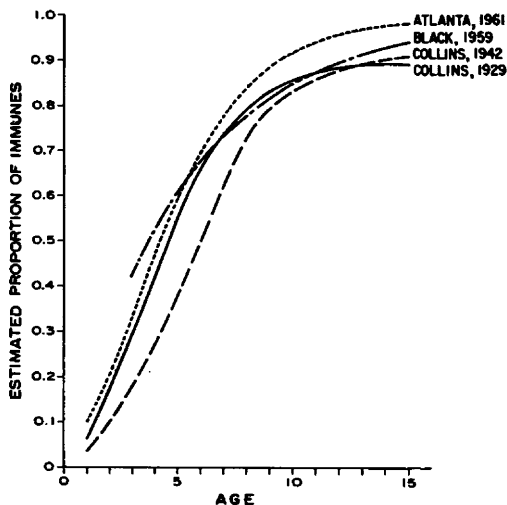


Fig. 2.—Estimated proportion of measles immunized by age, in 4 studies.

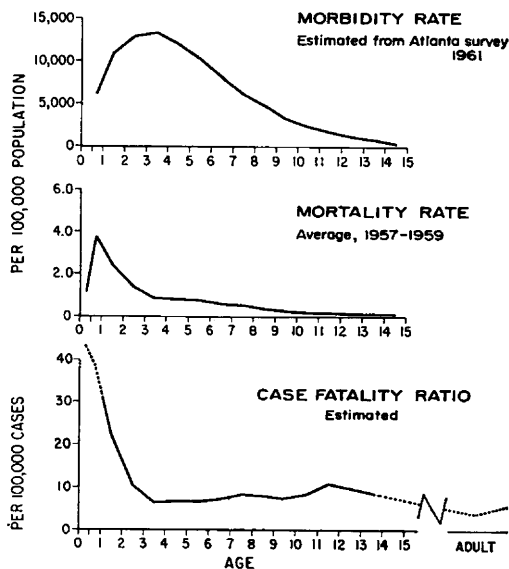


Fig. 3.—Measles rates by age.

In the lower panel of Figure 3, the data in the upper 2 panels have been combined to provide approximate case fatality ratios. These cannot be separated for infants under 6 months and those 6 to 11 months of age because the survey data do not permit estimates of the low incidence in early months of life. Clearly the greatest risk of death from measles exists during the first and second years of life. The slight but apparent rise in the ratio at age 11 years is probably an artifact in the morbidity estimate. There is, however, a small but finite mortality from measles among elderly persons, revealing that even in this modern age of extensive communication some persons still may escape infection in childhood.

Thus, in the United States measles is a disease the importance of which is not to be measured by total days' disability or number of deaths, but rather by human values and by the fact that tools which promise effective control and early eradication are becoming available.

To those who ask me, "Why do you wish to eradicate measles?" I reply with the same answer that Hillary used when asked why he wished to climb Mount Everest. He

said, "Because it is there." To this may be added, ". . . and it can be done."

The assistance of Dr. Robert E. Serfling and Mrs. Ida L. Sherman, Statistics Section, Epidemiology Branch, Communicable Disease Center, is gratefully acknowledged.

#### REFERENCES

1. Langmuir, A. D.: *Epidemiology*, in *Biological Foundations of Health Education: Proceedings of the Eastern States Health Education Conference, April 1-2, 1948*, New York, Columbia University Press, 1950.
2. Collins, S. D.: Age Incidence of the Common Communicable Diseases of Children, *Public Health Rep.* 44:763-826 (April) 1929.
3. Collins, S. D.; Wheeler, R. E., and Shannon, R. D.: *The Occurrence of Whooping Cough, Chickenpox, Mumps, Measles and German Measles in 200,000 Surveyed Families in 28 Large Cities, Special Study Series, No. 1*, Division of Public Health Methods, National Institutes of Health, United States Public Health Service, Washington, D.C., 1942.
4. Black, F. L.: Measles Antibodies in the Population of New Haven, Connecticut, *J. Immun.* 83:74-82 (July) 1959.
5. Epidemic Intelligence Service: *Calculations from Survey Data Collected by 1961 Class of Epidemic Intelligence Service Officers*, Epidemiology Branch, Communicable Disease Center, Atlanta, 1961.

## Importance of Measles to India

PRAN N. TANEJA, M.D., M.R.C.P., D.C.H.; OM P. GHAI, M.D., D.C.H., AND ONKAR N. BHAKOO, M.B.B.S., D.C.H., NEW DELHI, INDIA

A fast developing country like India faces several major problems, those of rapid industrialization, improvement of standards of living of a mass of poorly educated hu-

manity, eradication of malnutrition, and elimination of communicable diseases which continue to take a heavy toll of life every year.

Pran N. Taneja, M.D., Department of Pediatrics, All India Institute of Medical Sciences, New Delhi 16, India.

From the Department of Pediatrics, All India Institute of Medical Sciences.

Professor of Pediatrics (Dr. Taneja); Assistant Professor of Pediatrics (Dr. Ghai); Research Fellow (Dr. Bhakoo).

Presented at the International Conference on Measles Immunization, National Institutes of Health, Bethesda, Md., Nov. 7-9, 1961.

The census in India for 1961 shows a total population of 438 million. A large majority of this—80%, a preponderantly agricultural community—live in villages with poor housing and environmental sanitation.

#### Population at Risk

Figure 1 shows the distribution in the younger age groups, those believed to be